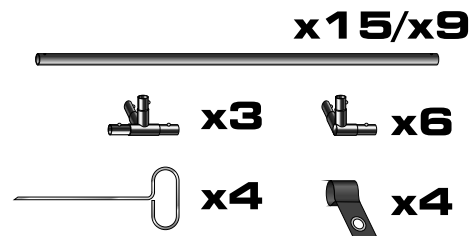
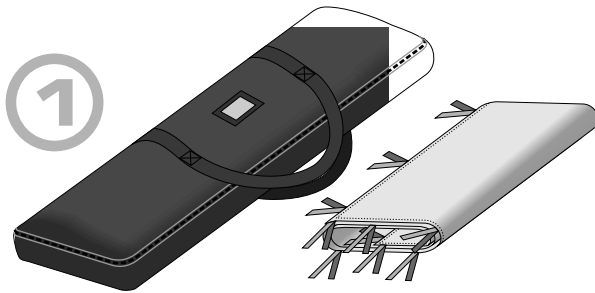


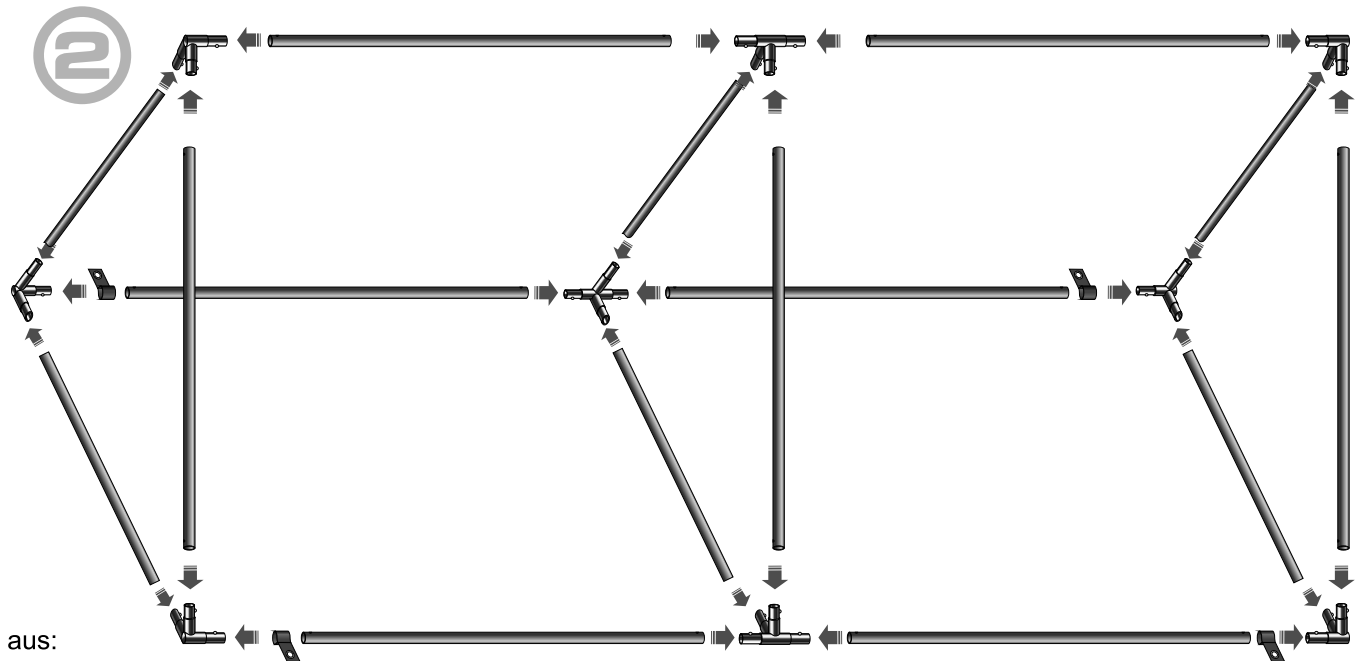
## EN HOW TO INSTALL DOUBLE-SIDED ALUMINIUM A FRAME (ASSEMBLY GUIDE)

## DE AUFBAUANLEITUNG FÜR DOPPELSEITIGEN ALU-KUNDENSTOPPER

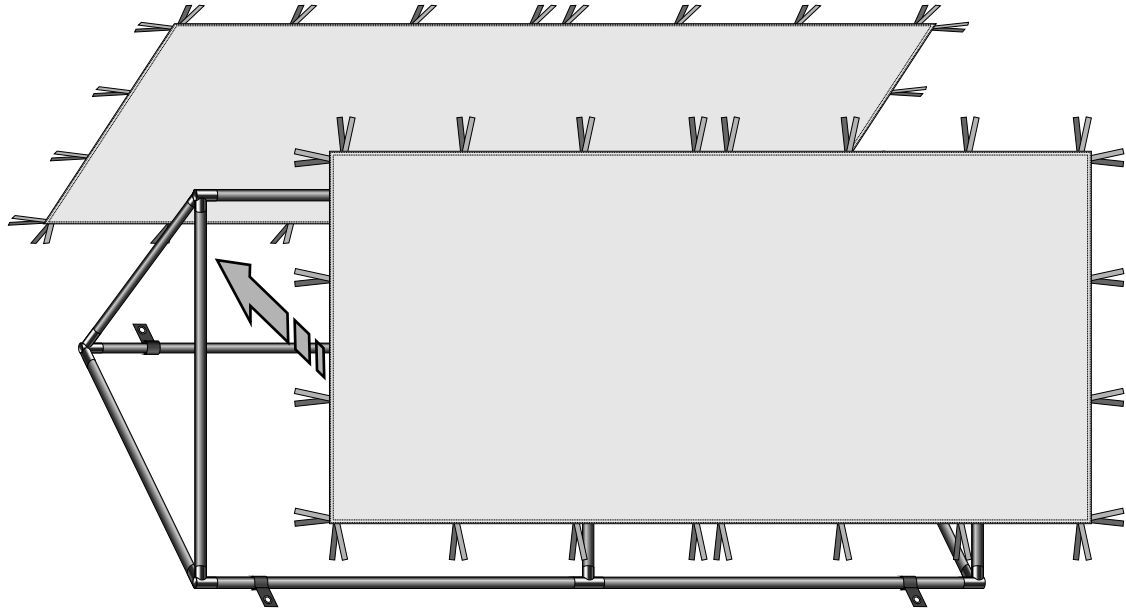


- EN The double-sided aluminium A frame set contains:
- black padded soft case
  - aluminium poles - 15 pcs / 9 pcs
  - plastic connector (3) - 6 pcs
  - plastic connector (4) - 3 pcs
  - metal spike - 4 pcs
  - strap with eyelet - 4 pcs
  - graphics with velcro

- DE Doppelseitiger Alu-Kundenstopper-Set besteht aus:
- schwarzer Polstertasche
  - Alu-Rohren - 15 St./9 St.
  - Kunststoffbindeelemente (3) - 6 St.
  - Kunststoffbindeelemente (4) - 3 St.
  - Metallbodendübel - 4 St.
  - Streifen mit Metallöse - 4 St.
  - Druck mit Flausch-/Klettbandstreifen



3



4

